




CPS Spark™ Quick Reference



-  Select/exit menu
-  Enter a menu option



Main Menu

- > Join
- > Channel #
- > Clicker #
- > Contrast
- > Diagnostic

To Join a Class

1. Wait for **Join:** prompt.
2. Enter the Join #. Use the +/- buttons to select from 0 - 9 for each digit. Press the right arrow to advance to the next digit, and again to enter.

8888



Note: The clicker must be registered before you can join a class. After the initial class, you will be automatically joined.

To Answer Questions

1. Wait for **Q:** prompt.
2. Select your answer. Answers are automatically sent. Use the arrow buttons to navigate through questions in self-paced mode.



Self-Paced Teacher-Paced

A 1
B 2
C 3



Note: Response status will display OK or correct/incorrect, depending on the teacher's preferences.



FAQs

- How do I adjust my screen brightness? (1=low; 6=high)

 > Contrast

  (1 - 6)

